

# 4ALL VASOMULTI® 2.0 MD005BI

CE EN 997:2015

# GLOBO



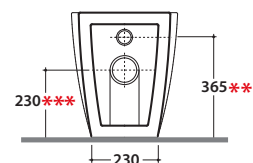
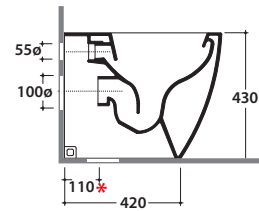
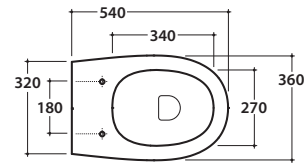
Effetto antibatterico su ceramica BATAFORM®



Prodotto smaltato con CERASLIDE®



Scarico ottimizzato a 4/2,6 litri



Cod. **MD005BI**

Vaso a terra 54.36 h43 cm, con carico e scarico regolabile MULTI. Installazione filo parete. Scarico 4 / 2,6 Lt. Completo di FISSAGGIHOST®. Peso 25 Kg



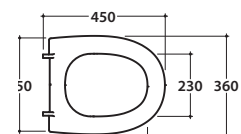
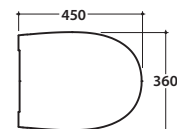
Copriwater con sistema di cerniere a sgancio rapido



Trattamento antibatterico per sedili in versione bianco lucido

Cod. **MDR19BI**

Coprivaso rimovibile in duroplast con chiusura tradizionale. Peso 3 Kg



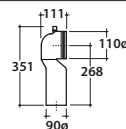
Cod. **MDR20BI**

Coprivaso rimovibile in duroplast con chiusura rallentata. Peso 3 Kg



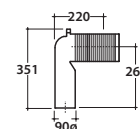
Cod. **VA093 \***

Curva tecnica per lo scarico a pavimento regolabile da 10 a 13 cm. Peso 0,3 Kg



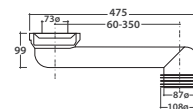
Cod. **VA092 \***

Raccordo per scarico a pavimento regolabile da 7 a 9 cm. Peso 0,3 Kg



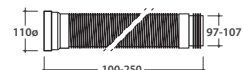
Cod. **VA026**

Raccordo scarico pavimento utilizzato in combinazione all'articolo VA092, da 140 a 310 mm. per WC MULTI 2.0. Peso 0,4Kg



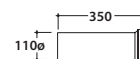
Cod. **VA027 \*\*\***

Raccordo flessibile scarico parete da 21 a 25 cm. Peso 0,7 Kg



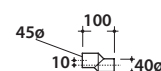
Cod. **VA076**

Raccordo per scarico a parete cm. 35



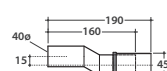
Cod. **VA086 \*\***

Raccordo eccentrico per entrata acqua 35,5/36/37/37,5 cm. Peso 0,1 Kg



Cod. **VA028 \*\***

Raccordo eccentrico per entrata acqua 34,5/35/38/38,5 cm. Peso 0,1 Kg



Cod. **VA132**

Riduttore flusso di scarico.