

GRES PORCELLANATO / PORCELAIN STONEWARE




BARRIQUE


FORMATI / SIZES



30x120 . 12"x48" RETTIFICATO



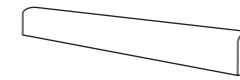
10x60 . 4"x24"
LOSANGA DX



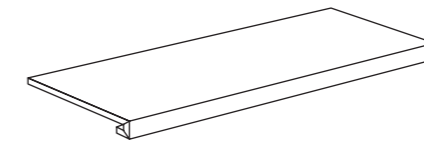
10x60 . 4"x24"
LOSANGA SX



20x120 . 8"x48" RETTIFICATO

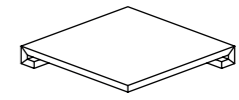


7x60 . 2^{7/8}"x24"
BATTISCOPA RETTIFICATO



GRADONE COSTA RETTA
(30 <-> 60)x120 . (12" <-> 24")x48"

LARGHEZZA: misura variabile a richiesta da 30 a 60 cm



ANG. GRADONE COSTA RETTA
(30 <-> 60)x30 . (12" <-> 24")x12"

LARGHEZZA: misura variabile a richiesta da 30 a 60 cm

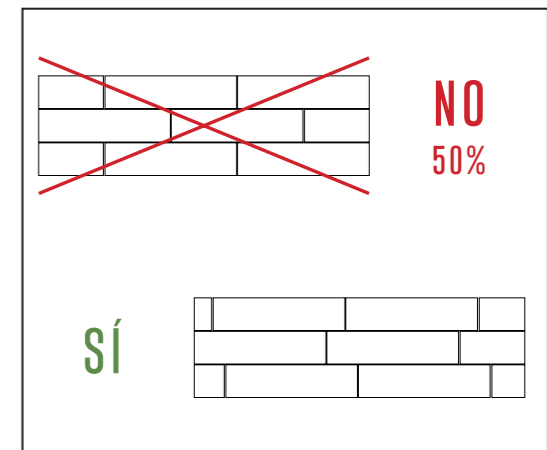
FORMATO SIZE . FORMAT . FORMAT			9.5 (mm)	PZ/BOX	MQ/BOX	KG/BOX	BOX/PAL	MQ/PAL
30x120	12"x48"	Ret.	9.5	4	1.44	30.00	36	51.84
20x120	8"x48"	Ret.	9.5	6	1.44	31.68	24	34.56
10x60	4"x24"	LOSANGA DX / SX	9.5	6	0.80	15.11	40	32.00
BATTISCOPA 7x60	2 ^{7/8} "x24"	Ret.	9.5	20	12 ml	19.30	-	-
GRADONE 30x120	12"x48"		9.5	2	-	-	-	-
ANG. GRAD. 30x30	12"x12"		9.5	2	-	-	-	-

PER I FORMATI RETTANGOLARI, SI CONSIGLIA UNA SFALSATURA TRA CIASCUNA PIASTRELLA NON SUPERIORE A 6-10 CM
FUGA CONSIGLIATA:
MINIMO 3 MM. PER PRODOTTI NON RETTIFICATI;
MINIMO 2 MM. PER PRODOTTI RETTIFICATI.

WHEN LAYING, YOU ARE RECOMMENDED NOT TO STAGGER THE RECTANGULAR TILES BY MORE THAN 6-10 CM (2"-4")
SUGGESTED JOINT:
3 MM MINIMUM FOR NON-RECTIFIED PRODUCTS;
2 MM MINIMUM FOR RECTIFIED PRODUCTS.

POSE CONSEILLÉE AVEC UN DÉCALAGE ENTRE CHAQUE LISTEL NON SUPÉRIEUR À ENVIRON 6-10 CM
JOINT CONSEILLÉE:
3 MM MINIMUM POUR PRODUITS NON RECTIFIÉS;
2 MM MINIMUM POUR PRODUITS RECTIFIÉS.

WIR EMPFEHLEN EINE VERLEGUNG MIT EINER VERSCHIEBUNG ZWISCHEN DEN EINZELNEN LEISTEN VON NICHT MEHR ALS UMGEFÄHR 6-10 CM
EMPFOHLENE FUGE:
MINDESTENS 3 MM FÜR NICHT RECHTWINKLIG GESCHLIFFENE PRODUKTE;
MINDESTENS 2 MM FÜR RECHTWINKLIG GESCHLIFFENE PRODUKTE.



SELECTED HONEY

NATURAL HONEY

SELECTED ALMOND

NATURAL ALMOND

SELECTED CHERRY

NATURAL CHERRY